



LIVE SOUND

Hit the road with confidence; you've got the sound covered. RCF's Live Sound line is the one-stop shop for portable, self-powered audio systems designed for life on the go. Whether you're a musician, DJ, sound provider, or anyone who needs high-quality sound on the move, RCF has the perfect solution for you.

ACTIVE TWO-WAY SPEAKERS

- 6 ART 9 SERIES
- 8 ART 9-AX SERIES
- 12 ART 7 MK5 SERIES
- 16 D LINE
- 20 NX COLUMN ARRAYS
- 24 NX 9 SERIES

ACTIVE STAGE MONITOR

- 32 NX STAGE MONITORS

ACTIVE TWO-WAY ARRAYS

- 36 EVOX SERIES

ACTIVE SUBWOOFERS

- 42 SUB SERIES
- 46 SUB AX SERIES

RCF Sound Culture

AT RCF WE CARE ABOUT YOUR SOUND


Since 1949 RCF has been committed to the perfect reproduction and amplification of sound in the fields of professional audio for events, music, broadcast and public address. We bring typical Italian passion for perfection and good design in the world of professional audio. RCF researches and develops every product from scratch, to ensure the maximum quality and reliability to the final user. The complete range of products covers all the aspects of the audio chain and all the requirements of musicians, sound engineers, architects and system integrators.



BASS MOTION CONTROL

When searching for an extended bass with enhanced performance, RCF engineers found a way to remove the high-pass filter, replacing it with a forward-thinking approach. Introducing BMC (Bass Motion Control), the newly advanced woofer excursion management feature. The speaker equipped with BMC can handle the lowest audible frequencies without affecting woofer stability, with extended linearity and better sound integrity.

The BMC method works by creating a complete map of the dynamic behavior of the woofer, to generate a custom algorithm that only limits over-excursions. This gives total freedom of signal reproduction to the transducer. When high-pass filters normally protect the woofer motion from becoming destructive but change the phase behavior, the new BMC algorithm breaks conventional rules.



LIVE SOUND

RCF delivers premium audio solutions for diverse live sound applications with versatile, easy-to-use, self-powered devices. Connect your audio source, adjust the volume, and enjoy excellent sound instantly. RCF LIVE SOUND products are perfect for live entertainment, DJs, parties, club music, worship sound, and corporate events.

TAKE RCF WITH YOU

RCF redefines portability as more than just being easy to carry and use. It encompasses lightweight and practical handling, crucial for daily operations. With straightforward and intuitive controls, we aim for quick and error-free setups. Our goal is to achieve perfect sound in every venue with minimal effort.



FIRPHASE TECHNOLOGY



RCF speakers are designed using a proprietary and advanced digital FIR technology, conceived to deliver transparent sound, absolute clarity and perfect imaging to the listener. The special FIRPHASE filters allow for coherent distribution of sound for all listeners without phase distortions, ensuring minimum latencies in the system.

The design of the FIR filter for this specific purpose should start from an accurate measurement of the loudspeaker phase. FIRPHASE algorithm use this measurement and adapt the loudspeaker's phase without touching the amplitude equalization. The advanced technique used by FIRPHASE is a recursive method (least squares method) combined with a proprietary algorithm that calculates the best FIR filter coefficients according to amplitude and phase constrains.

The algorithm corrects phase and amplitude (if necessary) by identifying the weak points of both the transducers and cabinet of the loudspeaker.

This technique allows a deep control of phase at mid-low frequency with relatively small filters, while also achieving a higher resolution than that one as theory suggests.



FROM CONCEPT TO CONCERT

With over 75 years in design and manufacturing, RCF leads in sound innovation. Our Class-D amps give you ultra-fast attack and crystal-clear sound, perfect for demanding audiences. Our DSP tech packs soft clipping and RMS limiters, plus advanced tuning for the best sound quality. Our Precision Transducers, made with premium materials, reflect RCF's technical excellence and durability.

BUILT FOR THE STAGE

LIVE SOUND cabinets are constructed using composite polypropylene and durable, polyurea-coated marine birch plywood. Each speaker base features a sturdy pole socket, making it suitable for mounting on a stand or subwoofer pole. Many of our cabinets are designed to function seamlessly as sleek, low-profile stage monitors. Additionally, they are equipped with ergonomic, recessed handles with rubber grips to simplify transport and setup.

ART 9 SERIES

ART 9 combines raw power and technological innovation to reliably deliver superior clarity with impressive sound pressure. With RCF build quality and packed with premium features, it's the most versatile loudspeaker for professional applications—on the road, on the stage, and is also suitable for fixed installation.

THE MOST POWERFUL AMPLIFIER IN ITS CLASS

With 2,100 Watts of power, the 2-channel ART 9 Class-D amplifier is 50% more powerful than previous models, able to manage extremely high sound pressure levels with an ultra-fast attack, realistic transient response, and very low heat loss.

SUPERIOR COMPRESSION DRIVERS

Lightweight and powerful, RCF drivers are a true reference for high performance. All transducers are designed by RCF engineers in Italy for maximum reliability and perfectly matched components. ART 945-A, 935-A and 932-A feature premium titanium domes with neodymium magnets.

POLYIMIDE-KAPTON DOME

Kapton® is a material extensively used in space and for temperature-resistant insulation. For applications where extremes of heat and vibration are the norm, designers rely on Kapton® because of its ability to maintain its unique combination of mechanical properties under the harshest of conditions.

REMARKABLE WOOFERS


Low-frequency transducer design gains more stability over higher currents, with less distortion, and is highly efficient in terms of heat dissipation. RCF quality control is very strict. Our woofers are tested with a 200 hours continuous signal to stress the transducer at extreme levels. Only the best woofer design can fit ART 9.

NEW CABINET DESIGN

A professional appearance of an ART 9 speaker is ideal for live events or installed applications. The sleek black cabinet uses a special polypropylene composite material with a radically new construction concept. The grill cover is heavy-duty steel protecting both transducers and vented ports.

ACTIVE TWO-WAY PROFESSIONAL SPEAKERS

- Up to 135 dB Sound Pressure Level
- 2100W Class-D Bi-Amplification
- Up to 50 ÷ 20000 Hz linear frequency response
- Wide 100° x 60° Constant Directivity
- Proper Crossover Frequency for each model
- FIRPHASE zero degrees phase technology
- Bass Motion Control woofer excursion management
- True Resistive Waveguide for superb, distortion-free coverage
- Road-proof Cabinet with M-Brace Reinforcement



ART 915-A

A revolution in portable sound

M-BRACE

The M-brace reinforcement connects four internal sides of the enclosure with the amplifier, preventing any deformation for a completely inert body, with augmented acoustical damping even at maximum volume settings. The M-brace design also performs as a reinforcement structure, for greater resistance to mechanical stress.

TRUE RESISTIVE WAVEGUIDE

The TRW waveguide mimics a resonance-free pure resistive load reducing the high-frequency distortion of a classic horn. With its asymmetrical sound shaping, the coverage angle of the waveguide provides constant directivity to the entire listening area and improved stereo panorama.

True Outdoor Protection (TOP)
PowerCON TRUE1
ART 945-A only



COMBO IN AND
XLR OUT

Presets:
Linear
Boost
Stage

FANLESS
HEATSINK

TRUE RESISTIVE
WAVEGUIDE

ERGONOMIC
HANDLES WITH
RUBBER GRIPS

M-BRACE

ART 935-A



60°
Vertical Coverage
Angle

100°
Horizontal
Coverage Angle

ART 9-AX SERIES

With rugged build quality and premium features, ART 9-AX combines all ART 9-A features with a powerful digital mixer and advanced capabilities. Several operating modes are included, alone or paired with other speakers and subwoofers, wired or wireless. All available functions and parameters are accessible from the onboard color display via a capacitive touch screen and an encoder knob, as well as from a dedicated app for iOS and Android devices.

CLASS-LEADING SOUND AND FUNCTIONALITY

Featuring 48V microphone preamps and line inputs, an internal 6-channel digital mixer with advanced DSP, Bluetooth audio input and remote control for both single and dual paired speakers, ART 9-AX is a worthy solution for any audio application. The speaker can be used alone as the main central unit, paired wireless/wired with another ART, or connected to a subwoofer. The new bi-amplified 2100W electroacoustic design provides impressive Sound Pressure Levels (SPL) while preserving extreme clarity when used in open-air environments and long distances. All operations can be controlled by the 2.4-inch color touch display on the backpanel or remotely by the LiveRemote App for Android and iOS devices.

TOUCH SCREEN BACK PANEL

The ART 9 AX back panel features a large 2.4-inch color touch screen and a push encoder to adjust all speaker settings on-the-fly. The dual-mode menu is optimized for fast navigation: Easy Mode for fast and immediate setup, Advanced Mode for professional tuning and signal routing.

PROFESSIONAL ACTIVE BLUETOOTH® SPEAKER

- All the features of ART 9 Series plus:
- Bluetooth® for Audio Streaming and Control
- Smartphone app for remote control
- 6-in, 2-out stereo digital mixer and output processing
- Internal digital routing and crossover for RCF subwoofers
- Color display with capacitive touch

BUILT-IN MIXER FEATURES

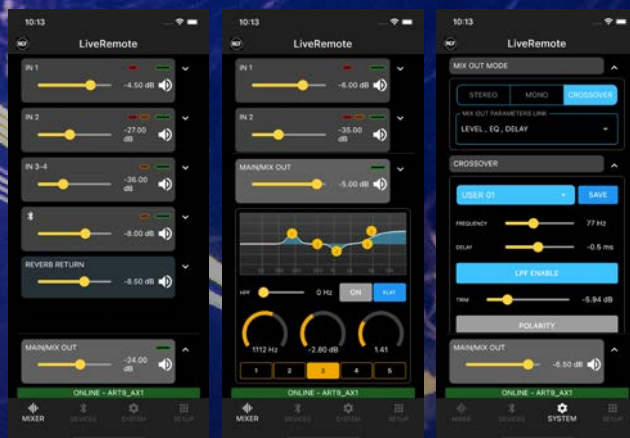
Processor section	
Controls:	Color touch panel, data entry/volume encoder, dedicated App for iOS and Android.
Electronic specifications	
Frequency Response:	20 Hz ÷ 20 kHz
THD+N, 20dB gain, 0dBu out	0.005% A-Weighted
Processing	
Processing Channels:	6
Signal Processing:	24 Bit
A/D-D/A conversion:	32 Bit @ 48.0 kHz
Dynamic Range:	110
Inputs	
Mic:	2
Remote controlled storable gain:	Yes
Gain Range:	0 dB ÷ 42 dB
Input Noise Level:	-114 dBu A-Weighted
Mic Inputs Impedance:	6 kohm
Low Cut:	20 Hz ÷ 400 Hz
Phantom Power +48V:	Yes
Mono Line:	2
Gain Selection:	0 dB ÷ 22 dB
Line Input Impedance:	21 kohm
A/D Dynamic range:	114 dB
Stereo Line:	1
Gain Selection:	0 dB ÷ 10 dB
Stereo Line Input Impedance:	13 kohm
Outputs	
Main MIX:	1
Outputs specifications	
Main Out Impedance:	150 ohm
Main Out Level:	22 dBu
D/A Dynamic Range:	114 dB
Compressors	
RCF Compressors:	Compressors on MIC/LINE CH1 & CH2 inputs
EQ	
Input Channels EQ:	2 Shelving 1
Description:	3 Band EQ: High and Low band shelving, MID band peak on IN 5 Band EQ: 4 Full Parametric, 1 High Shelving and HPF 24 dB/Oct on Amplifier and MAIN output
Internal Effects	
Send Effects:	1
Mastering processors	
Main OUT type:	Mix out, Crossover out with RCF Subwoofers presets, Stereo output, CH1 Link out.

All colors of sound



LIVEREMOTE CONTROL APP

Whether you're a musician, DJ, or pro sound engineer, RCF LiveRemote App makes it easy to adjust ART 9 AX mixer, DSP, FX, routing, and Bluetooth settings. LiveRemote also allows full control of the internal ART 9 AX engine: recall and save presets, set your desired volume levels, adjust EQ, compressors, and FX, customize and tune your sound system and much more. Available for Android and iOS phones and tablets.





SPECIFICATIONS

	ART 945-A	ART 935-A	ART 915-A	ART 915-AX	ART 932-A
Acoustical specifications					
Frequency Response:	45 Hz ÷ 20 kHz	45 Hz ÷ 20 kHz	45 Hz ÷ 20 kHz		50 Hz ÷ 20 kHz
Max SPL @ 1m:	135 dB	133 dB	131 dB		132 dB
Horizontal coverage angle:	100°	100°	100°		100°
Vertical coverage angle:	60°	60°	60°		60°
Transducers					
Compression Driver:	4" Neo - Titanium Dome	3" Neo - Titanium Dome	1", 1.75" v.c.		3" Neo - Titanium Dome
Woofer:	15" neo, 3.5" v.c.	15", 3.0" v.c.	15", 2.5" v.c.		12", 2.5" v.c.
Input/Output section					
Input signal:	bal/unbal	bal/unbal	bal/unbal		bal/unbal
Input connectors:	XLR, Jack	XLR, Jack	XLR, Jack		XLR, Jack
Output connectors:	XLR	XLR	XLR		XLR
Input sensitivity:	-2 dBu/+4 dBu	-2 dBu/+4 dBu	-2 dBu/+4 dBu		-2 dBu/+4 dBu
Processor section					
Crossover Frequencies:	650 Hz	800 Hz	1800 Hz		700 Hz
Protections:	Thermal, RMS	Thermal, RMS	Thermal, RMS		Thermal, RMS
Limiter:	Soft Limiter	Soft Limiter	Soft Limiter		Soft Limiter
Controls:	Linear, Boost, Stage, Volume	Linear, Boost, Stage, Volume	Linear, Boost, Stage, Volume		Linear, Boost, Stage, Volume
Power section					
Total Power:	2100 W Peak	2100 W Peak	2100 W Peak		2100 W Peak
High frequencies:	700 W Peak	700 W Peak	700 W Peak		700 W Peak
Low frequencies:	1400 W Peak	1400 W Peak	1400 W Peak		1500 W Peak
Cooling:	Convection	Convection	Convection		Convection
Connections:	Powercon TRUE1 TOP IN/OUT	VDE	VDE		VDE
RCF Technology					
	FIRPHASE	FIRPHASE	FIRPHASE		FIRPHASE
	Bass Motion Control	Bass Motion Control	Bass Motion Control		Bass Motion Control
Standard compliance					
CE marking:	Yes	Yes	Yes		Yes
Physical specifications					
Cabinet/Case Material:	PP Composite	PP Composite	PP Composite		PP Composite
Hardware:	1 x M10 Top, 1 x M10 each side	1 x M10 Top, 1 x M10 each side	1 x M10 Top, 1 x M10 each side		1 x M10 Top, 1 x M10 each side
Handles:	1 Top, 1 each side	1 Top, 1 each side	1 Top, 1 each side		1 Top, 1 each side
Pole mount/Cap:	Yes	Yes	Yes		Yes
Grille:	Steel	Steel	Steel		Steel
Color:	Black	Black	Black		Black
Size					
Height:	717 mm / 28.23"	717 mm / 28.23"	717 mm / 28.23"		642 mm / 25.28"
Width:	415 mm / 16.34"	415 mm / 16.34"	415 mm / 16.34"		370 mm / 14.57"
Depth:	410 mm / 16.14"	410 mm / 16.14"	410 mm / 16.14"		363 mm / 14.29"
Weight:	22.4 kg / 49.38 lbs	24.2 kg / 53.35 lbs	22 kg / 48.5 lbs		18.8 kg / 41.45 lbs
Part Number					
220-240 V	13000691	13000682	13000656	13000710	13000680
100-120 V	13000692	13000683	13000679	13000711	13000681

FLOOR & SUSPENDED CONFIGURATIONS



Pole mount
on subwoofer



Pole mount
on floor stand



Stage
Monitor



Horizontal wall/
hanged mount



Vertical wall/
hanged mount




Hanged
mount



ART 912-A	ART 912-AX	ART 910-A	ART 910-AX
50 Hz ÷ 20 kHz		50 Hz ÷ 20 kHz	
130 dB		130 dB	
100°		100°	
60°		60°	
1", 1.75" v.c.		1", 1.75" v.c.	
12", 2.5" v.c.		10", 2.5" v.c.	
bal/unbal		bal/unbal	
XLR, Jack		XLR, Jack	
XLR		XLR	
-2 dBu/+4 dBu		-2 dBu/+4 dBu	
1800 Hz		1800 Hz	
Thermal, RMS		Thermal, RMS	
Soft Limiter		Soft Limiter	
Linear, Boost, Stage, Volume		Linear, Boost, Stage, Volume	
2100 W Peak		2100 W Peak	
700 W Peak		700 W Peak	
1400 W Peak		1400 W Peak	
Convection		Convection	
VDE		VDE	
FIRPHASE		FIRPHASE	
Bass Motion Control		Bass Motion Control	
Yes		Yes	
PP Composite		PP Composite	
1 x M10 Top, 1 x M10 each side		1 x M10 Top and Bottom	
1 Top, 1 each side		1 Top	
Yes		Yes	
Steel		Steel	
Black		Black	
642 mm / 25.28"		572 mm / 22.52"	
370 mm / 14.57"		330 mm / 12.99"	
363 mm / 14.29"		310 mm / 12.2"	
19 kg / 41.89 lbs		15.8 kg / 34.83 lbs	
13000655	13000708	13000654	13000706
13000678	13000709	13000677	13000707

ACCESSORIES

PM-KIT M20	13360067
Adjustable pole for subwoofer.	
AC PMX	13360232
Speaker pole mount with pushbutton system and hand crank to avoid uncontrolled reverse motion. Locking screw provides additional safety.	
AC PRO-FS	13360109
Steel speaker floor stand with folding base and telescopic rod. Tube diameter 35mm. Load capacity up to 50kg.	
AC PRO-PM	13360110
Steel speaker pole mount with telescopic rod, tube diameter 35mm. Height adjustment using a non-scratching locking screw and safety pin. Moveable plastic splints separate the speaker from the stand creating a vibration-free connection. Easy to use ring lock.	
CVR ART 915	13360478
Protection cover for ART 945-A, ART 935-A and ART 915-A	
FL-BR ART 915	13360481
Flying bracket for ART 945-A, ART 935-A and ART 915-A	
H-BR ART 915	13360479
Horizontal bracket for mounting an ART 945-A, ART 935-A and ART 915-A on the wall.	
V-BR ART 915	13360480
Vertical bracket for mounting an ART 945-A, ART 935-A and ART 915-A on the wall.	
CVR ART 912	13360474
Protection cover for ART 932-A and ART 912-A	
FL-BR ART 912	13360477
Flying bracket for ART 932-A and ART 912-A	
H-BR ART 912	13360475
Horizontal bracket for mounting an ART 932-A and ART 912-A on the wall.	
V-BR ART 912	13360476
Vertical bracket for mounting an ART 932-A and ART 912-A on the wall.	
CVR ART 910	13360473
Protection cover for ART 910-A	
FL-BR ART 910	13360472
Flying bracket for ART 910-A	
H-BR ART 910	13360471
Horizontal bracket for mounting an ART 910-A on the wall.	
RP 001	13360515
2 x Rain Cover for ART 945-A	



ART 7 MK5 SERIES

Thirty years ago, we began our journey to bring music to the masses through portable sound. Our goal was simple yet ambitious: to design lightweight active speakers that were not just portable but also delivered audio quality once limited to bulky, heavy speakers.

THE NEW STANDARD IN ITS CLASS

Our most celebrated creation, the 7 Series ART, has since evolved through five generations. Now, we proudly unveil its latest refinement: building upon its predecessors' legacy, ART 7 MK5 further elevates the listener's experience, with improved transducers, less distortion, enhanced DSP, and new functionalities.

POWERFUL CLASS D AMPLIFIERS

RCF's Class-D power amplifier technology packs huge performance operating with high efficiency into a lightweight solution. ART 7 amplifiers deliver ultra-fast attack, realistic transient response and impressive audio performance. The amplifier features a solid mechanical aluminium structure which not only stabilises the amplifier during transportation but also helps the fan-less heat dissipation. All the ART 7 amplifiers present SMPS power supply section in order to produce maximum output and minimum transportation weight.

ACTIVE TWO-WAY SPEAKERS

- **Redesigned Firmware**
Newly tuned presets and settings that take full advantage of the XBOOST algorithm for optimal sound at any volume.
- **Kapton Diaphragms**
ART 708-A MK5 to ART 715-A MK5 models feature new compression drivers with Kapton diaphragms for increased definition, strength, and thermal resistance.
- **XBOOST Low-Frequency Enhancer**
XBOOST increases the depth and richness of ART low frequencies by simply enabling the function from the speaker's rear panel.



ART 745-A MK5

The ART of sound, redefined

SUPERIOR TRANSDUCERS

Lightweight and powerful, RCF drivers are a true reference for high performance. All transducers are designed by RCF engineers in Italy for maximum reliability and perfectly matched components.



PURE TITANIUM DOME

Reference in Performance. High corrosion and fatigue resistance, high tensile strength to density ratio, high crack resistance, and ability to withstand high temperatures.



POLYIMIDE KAPTON® DOME

10X More Durable. Kapton® preserves its distinct combination of mechanical properties even under the most extreme conditions.



NEODYMIUM HIGH FLUX MAGNETS

Lightweight Transducers. Neodymium magnets are the strongest permanent magnets known, lightweight and extremely powerful in comparison with Ferrite magnets.





SPECIFICATIONS

	ART 745-A MK5	ART 735-A MK5	ART 715-A MK5	ART 732-A MK5	ART 712-A MK5
Acoustical specifications					
Frequency Response:	45 Hz ÷ 20 kHz	45 Hz ÷ 20 kHz	45 Hz ÷ 20 kHz	50 Hz ÷ 20 kHz	50 Hz ÷ 20 kHz
Max SPL @ 1m:	133 dB	132 dB	130 dB	131 dB	129 dB
Horizontal coverage angle	90°	90°	90°	90°	90°
Vertical coverage angle:	60°	60°	60°	60°	60°
Transducers					
Compression Driver:	4" Neo - Titanium Dome	3" Neo - Titanium Dome	1", 1.75" v.c.	3" Neo - Titanium Dome	1", 1.75" v.c.
Woofer:	15" neo, 3.5" v.c	15", 3.0" v.c.	15", 2.5" v.c.	12", 2.5" v.c.	12", 2.5" v.c.
Input/Output section					
Input signal:	bal/unbal	bal/unbal	bal/unbal	bal/unbal	bal/unbal
Input connectors:	XLR, Jack	XLR, Jack	XLR, Jack	XLR, Jack	XLR, Jack
Output connectors:	XLR	XLR	XLR	XLR	XLR
Input sensitivity:	-2 dBu/+4 dBu	-2 dBu/+4 dBu	-2 dBu/+4 dBu	-2 dBu/+4 dBu	-2 dBu/+4 dBu
Mic. Input Sensitivity:	-32 dBu	-32 dBu	-32 dBu	-32 dBu	-32 dBu
Processor section					
Crossover Frequencies:	650	800 Hz	1600 Hz	700 Hz	1600 Hz
Protections:	Thermal, RMS	Thermal, RMS	Thermal, RMS	Thermal, RMS	Thermal, RMS
Limiter:	Soft Limiter	Soft Limiter	Soft Limiter	Soft Limiter	Soft Limiter
Controls:	Volume,Boost,MIC/Line	Volume,Boost,MIC/Line	Volume,Boost,MIC/Line	Volume,Boost,MIC/Line	Volume,Boost,MIC/Line
Power section					
Total Power:	1400 W Peak	1400 W Peak	1400 W Peak	1400 W Peak	1400 W Peak
High frequencies:	400 W Peak	400 W Peak	400 W Peak	400 W Peak	400 W Peak
Low frequencies:	1000 W Peak	1000 W Peak	1000 W Peak	1000 W Peak	1000 W Peak
Cooling:	Convection	Convection	Convection	Convection	Convection
Connections:	VDE	VDE	VDE	VDE	VDE
RCF Technology					
	FIRPHASE - XBOOST	FIRPHASE - XBOOST	FIRPHASE - XBOOST	FIRPHASE - XBOOST	FIRPHASE - XBOOST
Standard compliance					
Safety agency	CE compliant	CE compliant	CE compliant	CE compliant	CE compliant
Physical specifications					
Cabinet/Case Material:	PP Composite	PP Composite	PP Composite	PP Composite	PP Composite
Hardware:	2 x M10	2 x M10	2 x M10	2 x M10	2 x M10
Handles:	1 on top, 1 each side	1 on top, 1 each side	1 on top, 1 each side	1 on top, 1 each side	1 on top, 1 each side
Pole mount/Cap:	Yes	Yes	Yes	Yes	Yes
Grille:	Steel	Steel	Steel	Steel	Steel
Color:	Black	Black	Black	Black	Black
Size					
Height:	708 mm / 27.87"	708 mm / 27.87"	708 mm / 27.87"	637 mm / 25.08"	637 mm / 25.08"
Width:	437 mm / 17.2"	437 mm / 17.2"	437 mm / 17.2"	387 mm / 15.24"	387 mm / 15.24"
Depth:	389 mm / 15.31"	389 mm / 15.31"	389 mm / 15.31"	363 mm / 14.29"	363 mm / 14.29"
Weight:	18.8 kg / 41.45 lbs	21.4 kg / 47.18 lbs	19.6 kg / 43.21 lbs	17.8 kg / 39.24 lbs	17.8 kg / 39.24 lbs
Part Number					
220-240 V	13000827	13000826	13000824	13000825	13000823
100-120 V	13000858	13000857	13000855	13000856	13000854

FLOOR & SUSPENDED CONFIGURATIONS



Pole mount
on subwoofer



Pole mount
on floor stand



Stage
Monitor



Horizontal wall/
hanged mount



ART 710-A MK5	ART 708-A MK5
50 Hz ÷ 20 kHz	60 Hz ÷ 20 kHz
129 dB	128 dB
90°	90°
70°	70°
1", 1.75" v.c.	1", 1.4" v.c
10", 2.5" v.c.	8", 2" v.c
bal/unbal	bal/unbal
XLR, Jack	XLR, Jack
XLR	XLR
-2 dBu/+4 dBu	-2 dBu/+4 dBu
-32 dBu	-32 dBu
1600 Hz	1600 Hz
Thermal, RMS	Thermal, RMS
Soft Limiter	Soft Limiter
Volume,Boost,MIC/Line	Volume,Boost,MIC/Line
1400 W Peak	1400 W Peak
400 W Peak	400 W Peak
1000 W Peak	1000 W Peak
Convection	Convection
VDE	VDE
FIRPHASE - XBOOST	FIRPHASE - XBOOST
CE compliant	CE compliant
PP Composite	PP Composite
2 x M10	2 x M10
1 on top	1 on top
Yes	Yes
Steel	Steel
Black	Black
548 mm / 21.57"	480 mm / 18.9"
340 mm / 13.39"	291 mm / 11.46"
305 mm / 12.01"	276 mm / 10.87"
14.2 kg / 31.31 lbs	10.4 kg / 22.93 lbs
13000822	13000821
13000853	13000852

ACCESSORIES

PM-KIT M20	13360067
Adjustable pole for subwoofer.	
AC PMX	13360232
Speaker pole mount with pushbutton system and hand crank to avoid uncontrolled reverse motion. Locking screw provides additional safety.	
AC PRO-FS	13360109
Steel speaker floor stand with folding base and telescopic rod. Tube diameter 35mm. Load capacity up to 50kg.	
AC PRO-PM	13360110
Steel speaker pole mount with telescopic rod, tube diameter 35mm. Height adjustment using a non-scratching locking screw and safety pin. Moveable plastic splints separate the speaker from the stand creating a vibration-free connection. Easy to use ring lock.	
H-BR 2X ART 715	13360105
Horizontal bracket for mounting an ART 745-A MK5, ART 735-A MK5 and ART 715-A MK5 on the wall.	
H-BR 2X ART 712	13360104
Horizontal bracket for mounting an ART 732-A MK5 and ART 712-A MK5 on the wall.	
H-BR 2X ART 710	13360103
Horizontal bracket for mounting an ART 710-A MK5 on the wall.	
H-BR 2X ART 708	13360164
Horizontal bracket for wall mounting ART 708-A MK5.	
CVR ART 725	13360115
Protection cover for ART 745-A MK5, ART 735-A MK5 and ART 715-A MK5.	
CVR ART 722	13360114
Protection cover for ART 732-A MK5 and ART 712-A MK5.	
CVR ART 710	13360113
Protection cover for ART 710-A MK5.	
CVR ART 708	13360166
Protection cover for ART 708-A MK5.	



D LINE

The new D Line speakers features brand new transducers, improving sound quality with proprietary FIRPHASE processing. The vocals are natural, the sound is clear over long distances, and the SPL power is stable at very high levels. Inspired by the touring industry, D LINE provides an elegant and compact cabinet with the maximum reliability and strength for the intensive use on the road.

POWERFUL CLASS D AMPLIFIERS

RCF's Class-D power amplifier technology packs huge performance operating with high efficiency in a lightweight solution. D-Line amplifiers deliver ultra-fast attack, realistic transient response and impressive audio performance. The amplifier features a solid mechanical aluminium structure which not only stabilizes the amplifier during transportation but also helps with heat dissipation. All D LINE amplifiers present SMPS power supply section in order to produce maximum output and minimum transportation weight.

REMARKABLE WOOFERS

Low-frequency transducer design gains more stability over higher currents, with less distortion, and is highly efficient in terms of heat dissipation. RCF quality control is very strict. Our woofers are tested with a 200 hours continuous signal to stress the transducer at extreme levels.

SUPERIOR COMPRESSION DRIVERS

Lightweight and powerful, RCF drivers are a true reference for high performance. All transducers are designed by RCF engineers in Italy for maximum reliability and perfectly matched components.

ACTIVE TWO-WAY SPEAKERS

- Up to 133 dB Sound Pressure Level
- 2ch Class D amplifier
- 90° x 60° Wide dispersion constant directivity horn
- FIRPHASE zero degrees phase technology
- Bass Motion Control woofer excursion management
- Silent Fan-less Class-D Amplifier
- RNet Remote Management (HDM 45-A)

HDM 45-A



A celebration of sound

HIGH DEMAND APPLICATIONS

The multi-purpose cabinet shape will allow every D-LINE model to be used in various configurations. Two M10 and three M6 threaded inserts are available for optional mounting hardware for flying situations. When used on top of a SUB Series the HD becomes an incredibly powerful PA system.

RENTAL PROOF

D-LINE cabinets are molded with a special polypropylene composite material designed to dampen vibrations even at maximum volume settings. From molding to the final texture, D-LINE offers maximum reliability and strength for intensive use on the road. The speaker is equipped with a top handle and two side handles with rubber handgrips for greater portability.

IN/OUT CONNECTORS

The amplifier presents both XLR In/Out connectors and a Jack input for maximum connection versatility.



HD 12-A MK5



SPECIFICATIONS

	HDM 45-A	HD 35-A	HD 15-A
Acoustical specifications			
Frequency Response:	45 Hz ÷ 20 kHz	45 Hz ÷ 20 kHz	45 Hz ÷ 20 kHz
Max SPL @ 1m:	133 dB	132 dB	130 dB
Horizontal coverage angle:	90°	90°	90°
Vertical coverage angle:	60°	60°	60°
Transducers			
Compression Driver:	4" Neo - Titanium Dome	3" Neo - Titanium Dome	1.0", 1.75" v.c.
Woofers:	15" neo, 3.5" v.c.	15", 3" v.c.	15", 2.5" v.c.
Input/Output section			
Input signal:	bal/unbal	bal/unbal	bal/unbal
Input connectors:	XLR, RDNet Ethercon	XLR, Jack	XLR, Jack
Output connectors:	XLR, RDNet Ethercon	XLR	XLR
Input sensitivity:	-2 dBu/+4 dBu	-2 dBu/+4 dBu	-2 dBu/+4 dBu
Processor section			
Crossover Frequencies:	650 Hz	800 Hz	1800 Hz
Protections:	Thermal, HF	Thermal, RMS	Thermal, RMS
Limiters:	Fast Limiter	Soft Limiter	Soft Limiter
Controls:	proces., 8 sel. presets	Volume, Boost, Mic/Line	Volume, Boost, Mic/Line
Power section			
Total Power:	2200 W Peak, 1100 W RMS	1400 W Peak	1400 W Peak
High frequencies:	600 W Peak, 300 W RMS	400 W Peak	400 W Peak
Low frequencies:	1600 W Peak, 800 W RMS	1000 W Peak	1000 W Peak
Cooling:	Convection	Convection	Convection
Connections:	Powercon IN/OUT	Powercon IN/OUT	VDE
RCF Technology			
	FIRPHASE	FIRPHASE	FIRPHASE
Standard compliance			
CE marking:	Yes	Yes	Yes
Physical specifications			
Cabinet/Case Material:	PP Composite	PP Composite	PP Composite
Hardware:	1 x M10 top, 1 x M10 bottom, 2 x M10 side	1 x M10 top and bottom, 2 x M10 side	1 x M10 top and bottom, 2 x M10 side
Handles:	1 Top, 2 Side	1 Top, 2 Side	1 Top, 2 Side
Pole mount/Cap:	Yes	Yes	Yes
Grille:	Steel	Steel	Steel
Color:	Black	Black	Black
Size			
Height:	714 mm / 28.11"	714 mm / 28.11"	714 mm / 28.11"
Width:	442 mm / 17.4"	442 mm / 17.4"	442 mm / 17.4"
Depth:	397 mm / 15.63"	397 mm / 15.63"	397 mm / 15.63"
Weight:	22 kg / 48.5 lbs	22 kg / 48.5 lbs	22 kg / 48.5 lbs
PART NUMBER			
220-240 V	13000593	13000591	13000589
100-120 V	13000665	13000592	13000590

FLOOR & SUSPENDED CONFIGURATIONS



Pole mount
on subwoofer



Pole mount
on floor stand



Stage
Monitor



Horizontal wall/
hanged mount



HD 12-A MK5	HD 10-A MK5
45 Hz ÷ 20 kHz	50 Hz ÷ 20 kHz
130 dB	128 dB
90°	90°
60°	60°
1 x 1.0", 1.4" v.c.	1 x 1.0", 1.0" v.c.
12", 2.5" v.c.	10", 2.0" v.c.
bal/unbal	bal/unbal
XLR, Jack	XLR, Jack
XLR	XLR
-2 dBu/+4 dBu	-2 dBu/+4 dBu
1800 Hz	2000 Hz
Thermal, RMS	Thermal, RMS
Soft Limiter	Soft Limiter
Volume, Boost, Mic/Line	Boost, Volume, Mic/Line
1400 W Peak	800 W Peak
400 W Peak	200 W Peak
1000 W Peak	600 W Peak
Convection	Convection
VDE	VDE
FIRPHASE	FIRPHASE
Bass Motion Control	Bass Motion Control
Yes	Yes
PP Composite	PP Composite
1 x M10 top and bottom, 3 x M6 bottom	1 x M10 top and bottom
1 Top, 2 Side	1 Top, 1 Side
Yes	Yes
Steel	Steel
Black	Black
647 mm / 25.47"	527 mm / 20.75"
380 mm / 14.96"	303 mm / 11.93"
380 mm / 14.96"	303 mm / 11.93"
18.3 kg / 40.34 lbs	11.8 kg / 26.01 lbs
13000669	13000659
13000684	13000676

ACCESSORIES

PM-KIT M20	13360067
Adjustable pole for subwoofer.	
AC PMX	13360232
Speaker pole mount with pushbutton system and hand crank to avoid uncontrolled reverse motion. Locking screw provides additional safety.	
AC PRO-FS	13360109
Steel speaker floor stand with folding base and telescopic rod. Tube diameter 35mm. Load capacity up to 50kg.	
AC PRO-PM	13360110
Steel speaker pole mount with telescopic rod, tube diameter 35mm. Height adjustment using a non-scratching locking screw and safety pin. Moveable plastic splinters separate the speaker from the stand creating a vibration-free connection. Easy to use ring lock.	
AC EB 4X	13360031
kit including 4 pcs M10 eye bolts	
CVR HD 15	13360438
CVR HD 15 Padded Cover for 15" HD Two-Way Active Speaker. It features heavy-duty polyester outer fabric, foam rubber padding, and zip openings with Velcro fasteners	
CVR HD 12-32	13360209
Protection cover for HD 32-A MK4 and HD 12-A MK5. It features heavy-duty polyester outer fabric, foam rubber padding, and zip openings with Velcro fasteners.	
H-BR 2X HD 12-32	13360216
Pair of horizontal bracket for mounting HD 32-A MK4 and HD 12-A MK5 speakers on the wall.	
CVR HD 10	13360208
Protection cover for ART 10-A MK5. It features heavy-duty polyester outer fabric, foam rubber padding, and zip openings with Velcro fasteners.	
H-BR 2X HD 10	13360215
Pair of horizontal bracket for mounting HD 10-A MK5 speakers on the wall.	



NX COLUMN ARRAYS

NX modular line-source active speaker systems are specifically designed for rental companies, professional DJs, and musicians but also intended for permanent installation. Their sleek and innovative design commands an incredible size-to-power ratio, featuring powerful amplifiers, full onboard DSP, and a complete set of rigging accessories.

LINE ARRAY PERFORMANCE AND COVERAGE

The vertically asymmetrical horn design accurately projects the sound energy and avoids unwanted reflections when placed on a sub or a speaker stand, without tilting the enclosure. This design also allows configuring two cascading NXL columns for optimal coverage. Intelligibility is significantly increased in challenging acoustic environments. The speaker delivers an extended low-frequency range that is increased when paired with a subwoofer for medium-sized concerts and DJ sets.

SMALL SCALE, MASSIVE IMPACT

Compact in size but mighty in sound, the new NXL 14-A is the smallest speaker of the NXL Active Column Speaker Series. Available in black or white color, this versatile speaker can pack serious power in a very compact cabinet. Perfect for portable column systems with a SUB Series subwoofer, ideal in immersive applications or as an unobtrusive fill speaker.

ACTIVE TWO-WAY COLUMN ARRAYS

- Up to 135 dB Sound Pressure Level
- 2100W Class-D Amplifier
- Up to 60÷20000 Hz linear frequency response
- Advanced Compression Driver
- 800 Hz Crossover Frequency
- M8 Rigging Points and Quick Lock
- Bass Motion Control and FIRPHASE processing
- NXL 14-A available in full black or white



Raise the bar of performance

ENGAGE YOUR AUDIENCE

Based on RCF precision transducers and wooden cabinets, the NX Column Series is the RCF's most flexible active speaker system when the need for deploying high-power and pristine sound for live events is required. With its streamlined design and small footprint, the NX Column Series provides a powerful sound system when the space for speakers is limited.

ALL IN ONE SOLUTION

Designed as the ideal sound system for the day-to-day live event, the NXL Series packs a variety of features for professional users. With the best size to power ratio in its class, advanced DSP, and equipped with multiple rigging points, the NXL Series is a solid and reliable choice. RCF products represent the 75-year commitment to excellence in manufacturing, precise and careful assembly, and extensive quality control procedures



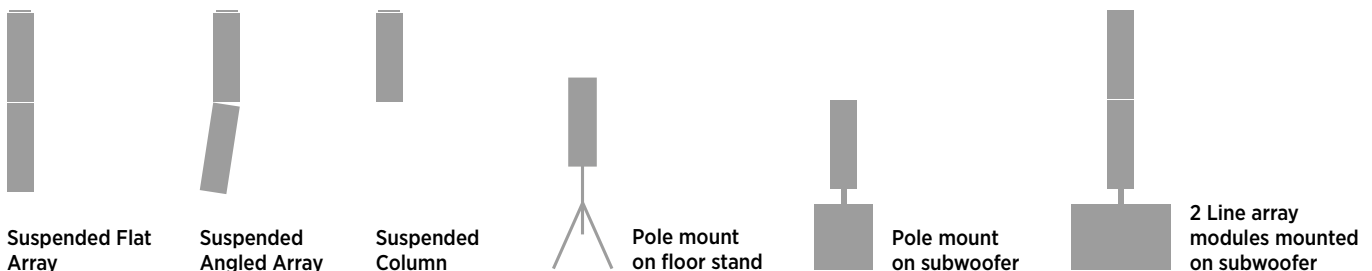
NXL 14-A



SPECIFICATIONS

	NXL 44-A MK2	NXW 44-A	NXL 24-A MK2
Acoustical specifications			
Frequency Response:	45 Hz ÷ 20 kHz	45 Hz ÷ 20 kHz	60 Hz ÷ 20 kHz
Max SPL @ 1m:	135 dB	135 dB	132 dB
Horizontal coverage angle	100°	100°	100°
Vertical coverage angle:	25°	50°	30°
Transducers			
Compression Driver:	3" Neo - Titanium Dome	3" Neo - Titanium Dome	3" Neo - Titanium Dome
Woofer:	3 x 10" neo, 2.5" v.c	3 x 10" neo, 2.5" v.c	4 x 6.0" neo, 1.5" v.c
Input/Output section			
Input signal:	bal/unbal	bal/unbal	bal/unbal
Input connectors:	Combo XLR/Jack	Combo XLR/Jack	Combo XLR/Jack
Output connectors:	XLR	XLR	XLR
Input sensitivity:	-2 dBu/+4 dBu	-2 dBu/+4 dBu	-2 dBu/+4 dBu
Processor section			
Crossover Frequencies:	800 Hz	800 Hz	800 Hz
Protections:	Thermal, Excurs., RMS	Thermal, Excurs., RMS	Thermal, Excurs., RMS
Limiter:	Soft Limiter	Soft Limiter	Soft Limiter
Controls:	Linear, 2 Speakers, High-Pass, Volume	Linear, 2 Speakers, High-Pass, Volume	Linear, 2 Speakers, High-Pass, Volume
Power section			
Total Power:	2100 W Peak	2100 W Peak	2100 W Peak
High frequencies:	700 W Peak	700 W Peak	700 W Peak
Low frequencies:	1400 W Peak	1400 W Peak	1400 W Peak
Cooling:	Convection	Convection	Convection
Connections:	Powercon TRUE1 TOP IN/OUT	Powercon TRUE1 TOP IN/OUT	Powercon TRUE1 TOP IN/OUT
RCF Technology			
	FIRPHASE	FIRPHASE	FIRPHASE
	Bass Motion Control	Bass Motion Control	Bass Motion Control
Standard compliance			
CE marking:	Yes	Yes	Yes
Physical specifications			
Cabinet/Case Material:	Baltic birch plywood	Baltic birch plywood	Baltic birch plywood
Hardware:	8 x M8, 8 x quick lock	8 x M8, 8 x quick lock	4 x M8, 4 x quick lock
Handles:	2 side	2 side	2 side
Pole mount/Cap:	Yes	Yes	Yes
Grille:	Steel	Steel	Steel
Color:	Black	Black	Black
Size			
Height:	1080 mm / 42.52"	1080 mm / 42.52"	1056 mm / 41.57"
Width:	297.5 mm / 11.71"	297.5 mm / 11.71"	201 mm / 7.91"
Depth:	373 mm / 14.69"	373 mm / 14.69"	274 mm / 10.79"
Weight:	33.4 kg / 73.63 lbs	31.55 kg / 69.56 lbs	24.4 kg / 53.79 lbs
Part Number			
220-240 V	13000609	13000805	13000610
100-120 V	13000756	13000806	13000751
220-250 V White			
100-120 V White			

FLOOR & SUSPENDED CONFIGURATIONS





NXL 14-A

70 Hz ÷ 20 kHz
128 dB
100°
70°
1.75" neo, PKX Dome
2 x 6.0" neo, 2.0" v.c
bal/unbal
Combo XLR/Jack
XLR
-2 dBu/+4 dBu
1200 Hz
Excurs.
Fast Limiter
Bypass, Linear/High Pass, Volume, RDnet on board
2100 W Peak
700 W Peak
1400 W Peak
Convection
Powercon TRUE1 TOP IN/OUT
FIRPHASE
Bass Motion Control
Yes
2x M10 Top and Bottom 2X PIN D.10
2 Top and Bottom
No
Steel
Black, White
567 mm / 22.32 inches
197 mm / 7.76 inches
270 mm / 10.63 inches
12.8 kg / 28.21 lbs
13000888
13000892
13000891
13000893

ACCESSORIES

FL-B NXL 44	13360345
Fly bar kit for NX L44-A.	
FL-B LINK NXL 44	13360346
Accessory to link a second NXL 44-A to a flying NXL 44-A (straight or 2 angles).	
FL-B NXL 24	13360278
Fly bar kit for NX L24-A.	
FL-B LINK NXL 24	13360279
Accessory to link a second NXL24 to a flying NXL 24-A (straight or 2 angles).	
STCK-KIT NXL 44	13360347
Accessory for stacking 2 NXL 44-A on SUB 8006 or 8004 (or M20 pole).	
PM-KIT NXL 24	13360280
Adjustable pole accessory for stacking NXL 24-A on SUB 8004 (or M20 pole).	
STCK-KIT NXL 24	13360281
Accessory for stacking 2 NXL 24-A on SUB 8006 or 8004 (or M20 pole).	
PM-KIT M20	13360067
Adjustable pole for subwoofer.	
AC PMA	13360034
Speaker pole mount.	
AC PMX	13360232
Speaker pole mount with pushbutton system and hand crank to avoid uncontrolled reverse motion. Locking screw provides additional safety.	
AC PRO-FS	13360109
Steel speaker floor stand with folding base and telescopic rod. Tube diameter 35mm. Load capacity up to 50kg.	
AC PRO-PM	13360110
Steel speaker pole mount with telescopic rod, tube diameter 35mm. Height adjustment using a non-scratching locking screw and safety pin. Moveable plastic splints separate the speaker from the stand creating a vibration-free connection. Easy to use ring lock.	
RP 001	13360515
2 x Rain Cover for NX Column.	



NX 9 SERIES

With 2100 W power, the 2-channel NX 9 Class-D amplifier is 50% more powerful than previous models, able to manage extreme sound pressure levels with an ultra-fast attack, realistic transient response, and very low heat loss.

A NEW STANDARD IN PORTABLE SOUND

The NX 9 series is masterfully engineered to deliver stellar audio performances for solo musicians, bands, and DJs. The new bi-amplified 2100W electroacoustic design provides impressive sound pressure levels, also when used in open-air applications and at long distances, with unbeatable sound quality. The combination of purpose-designed transducers, advanced DSP processing, and a constant directivity waveguide produces coherent coverage to the listening area with distortion-free sound and RCF reliability. Durable built in a rugged all-wood cabinet, NX 9 is tour-ready, and delivers remarkable audio performance and versatility to any professional audio application.

SUPERIOR TRANSDUCERS

Lightweight and powerful, RCF drivers are a reference in high performance. All transducers are designed by RCF engineers in Italy for maximum reliability and perfectly matched components. The new 1.75" voice coil design with Polyimide-Kapton dome features a new bonding technology and reinforcement ribs making it 10 times more rigid than previous models, for increased accuracy and durability. The redesigned phase plug increases sound clarity with less distortion. Low-frequency transducer design gains more stability over higher currents, with less distortion and better heat handling.

PROFESSIONAL ACTIVE SPEAKERS

- Up to 138 dB Sound Pressure Level
- 2100W Class-D Bi-Amplification
- Up to 40 ÷ 20000 Hz linear frequency response
- Wide Constant Directivity Coverage
- FiRPHASE zero degrees phase technology
- Bass Motion Control woofer excursion management



NX 915-A

NX 912-SMA

The next generation

TOUR-PROVEN WORKHORSE

NX 9 can operate as either the main system or as a floor monitor. This flexibility makes it a smart choice for a wide range of live sound applications. The rugged all-wood cabinet is easy to carry, thanks to handles on both sides (one on top for NX 910-A). The lower side includes a steel pole socket for mounting on a stand or a subwoofer pole. Each model can also be flown, wall- or truss-mounted using the six included M10 rigging points and special accessories. From the wood cabinet to the final texture and the rugged protective grille, NX 9 offers maximum strength for intensive use on the road and can be used for fixed installation.

PKX HF Cotmpression Driver

The midrange section (only for NX 985-A) adds detail and vocal clarity with a high-power 8" cone midrange on a constant directivity waveguide.



NX 985-A

SPECIFICATIONS



	NX 985-A	NX 915-A	NX 912-A	NX 910-A
Acoustical specifications				
Frequency Response:	40 Hz ÷ 20 kHz	45 Hz ÷ 20 kHz	50 Hz ÷ 20 kHz	50 Hz ÷ 20 kHz
Max SPL @ 1m:	138 dB	131 dB	130 dB	130 dB
Horizontal coverage angle:	100°	100°	100°	100°
Vertical coverage angle:	60°	60°	60°	70°
Transducers				
Compression Driver:	1.75" Neo - PKX Dome	1", 1.75" v.c.	1", 1.75" v.c.	1", 1.75" v.c.
Midrange:	8" neo, 2.5" v.c.	-	-	-
Woofers:	15", 3" v.c.	15", 2.5" v.c.	12", 2.5" v.c.	10", 2.5" v.c.
Input/Output section				
Input signal:	bal/unbal	bal/unbal	bal/unbal	bal/unbal
Input connectors:	Combo XLR/Jack	XLR, Jack	XLR, Jack	XLR, Jack
Output connectors:	XLR	XLR	XLR	XLR
Input sensitivity:	-2 dBu/+4 dBu	-2 dBu/+4 dBu	-2 dBu/+4 dBu	-2 dBu/+4 dBu
Processor section				
Crossover Frequencies:	Bass/Mid: 320Hz, Mid/High: 1200Hz	1600 Hz	1600 Hz	1600 Hz
Protections:	Thermal, Excurs., RMS	Thermal, RMS	Thermal, RMS	Thermal, RMS
Limiter:	Soft Limiter	Soft Limiter	Soft Limiter	Soft Limiter
Controls:	Linear, 2 Speakers, High Pass, Volume	Linear, Boost, Stage, Volume	Linear, Boost, Stage, Volume	Linear, Boost, Stage, Volume
Power section				
Total Power:	2100 W Peak	2100 W Peak	2100 W Peak	2100 W Peak
High frequencies:	200 W Peak	700 W Peak	700 W Peak	700 W Peak
Mid frequencies:	500 W Peak	-	-	-
Low frequencies:	1400 W Peak	1400 W Peak	1400 W Peak	1400 W Peak
Cooling:	Convection	Convection	Convection	Convection
Connections:	Powercon TRUE1 TOP IN/OUT	VDE	VDE	VDE
RCF Technology				
	FIRPHASE	FIRPHASE	FIRPHASE	FIRPHASE
	Bass Motion Control	Bass Motion Control	Bass Motion Control	Bass Motion Control
Standard compliance				
CE marking:	Yes	Yes	Yes	Yes
Physical specifications				
Cabinet/Case Material:	Plywood	Plywood	Plywood	Plywood
Hardware:	2XM10 Top, 1XM10 each side, 1XM10 bottom, 1XM10 rear	2XM10 Top, 1XM10 each side, 1XM10 bottom, 1XM10 rear	2XM10 Top, 1XM10 each side, 1XM10 bottom, 1XM10 rear	2XM10 Top, 1XM10 each side, 1XM10 bottom, 1XM10 rear
Handles:	1 x Side	1 x Each Side	1 x Side	1 Top
Pole mount/Cap:	-	Yes	Yes	Yes
Grille:	Steel	Steel	Steel	Steel
Color:	Black	Black	Black	Black
Size				
Height:	1075 mm / 42.32"	705 mm / 27.76"	620 mm / 24.41"	510 mm / 20.08"
Width:	461 mm / 18.15"	420 mm / 16.54"	362 mm / 14.25"	295 mm / 11.61"
Depth:	475 mm / 18.7"	451 mm / 17.76"	405 mm / 15.94"	333 mm / 13.11"
Weight:	38.9 kg / 85.76 lbs	24.1 kg / 53.13 lbs	20.8 kg / 45.86 lbs	16.4 kg / 36.16 lbs
PART NUMBER				
220-240 V	13000743	13000674	13000673	13000668
100-120 V	13000757	13000690	13000689	13000688

FLOOR & SUSPENDED CONFIGURATIONS



Pole mount
on subwoofer



Hanged
mount



Pole mount
on floor stand



Single configuration
on a subwoofer




Coupled configuration
on a subwoofer



NX 915-SMA	NX 912-SMA
45 Hz ÷ 20 kHz	50 Hz ÷ 20 kHz
131 dB	130 dB
100°	100°
70°	70°
1", 1.75" v.c	1", 1.75" v.c
-	-
15", 2.5" v.c	12", 2.5" v.c
bal/unbal	bal/unbal
Combo XLR/Jack	Combo XLR/Jack
XLR	XLR
-2 dBu/+4 dBu	-2 dBu/+4 dBu
1600 Hz	1600 Hz
Thermal, RMS	Thermal, RMS
Soft Limiter	Soft Limiter
-	-
2100 W Peak	2100 W Peak
700 W Peak	700 W Peak
-	-
1400 W Peak	1400 W Peak
Convection	Convection
Powercon TRUE1 TOP IN/OUT	Powercon TRUE1 TOP IN/OUT
FiRPHASE	FiRPHASE
Bass Motion Control	Bass Motion Control
Yes	Yes
Plywood	Plywood
-	-
1 on side and 1 on top	1 on side and 1 on top
Yes	Yes
Steel	Steel
Black	Black
357.3 mm / 14.07"	320 mm / 12.6"
705 mm / 27.76"	620 mm / 24.41"
456.6 mm / 17.98"	394 mm / 15.51"
23.8 kg / 52.47 lbs	19.8 kg / 43.65 lbs
13000785	13000783
13000786	13000784

ACCESSORIES

PM-KIT M20	13360067
Adjustable pole for subwoofer.	
AC PMX	13360232
Speaker pole mount with pushbutton system and hand crank to avoid uncontrolled reverse motion. Locking screw provides additional safety.	
AC PRO-FS	13360109
Steel speaker floor stand with folding base and telescopic rod. Tube diameter 35mm. Load capacity up to 50kg.	
AC PRO-PM	13360110
Steel speaker pole mount with telescopic rod, tube diameter 35mm. Height adjustment using a non-scratching locking screw and safety pin. Moveable plastic splints separate the speaker from the stand creating a vibration-free connection. Easy to use ring lock.	
2X PLATE H-BR NX 910-912-915	13360506
This accessory is required when using the following horizontal wall mounting brackets with NX series speakers: - H-BR 2X COMPACT M 10 with NX 910-A speakers; - H-BR 2X COMPACT M 12 with NX 912-A speakers; - H-BR 2X COMPACT C 45 with NX 915-A speakers.	
CVR NX 915	13360497
Padded Cover for NX 915-A.	
CVR NX 912	13360496
Padded Cover for NX 912-A.	
CVR NX 910	13360495
Padded Cover for NX 910-A.	
RP 001	13360515
2 x Rain Cover for NX 985-A, NX 915-SMA and NX 912-SMA.	



NX 945-A & NX 932-A

Remarkable audio performance and touring-ready versatility for solo musicians, bands, and DJs. The new bi-amplified 2100W electroacoustic design combined with RCF Precision Transducers provides impressive sound pressure levels, also when used in open-air applications and at long distances, with unbeatable sound quality.

TOUR-PROVEN WORKHORSE

NX 9 can operate as either the main system or as a floor monitor. The rugged all-wood cabinet is easy to carry with handles on both sides. The lower side includes a steel pole socket for mounting on a stand or a subwoofer pole. Each model can also be flown, wall- or truss-mounted using the six included M10 rigging points, Quick Lock pins, and special accessories.

PROFESSIONAL ACTIVE SPEAKERS

- Up to 135 dB Sound Pressure Level
- 2100W Class-D Bi-Amplification
- FIRPHASE zero degrees phase technology
- Bass Motion Control woofer excursion management
- Six M10 and four Quick Lock rigging points
- Available in full black or white

ADVANCED DSP

Traditional high-pass filters protect the woofer from over-excursion but change the phase/frequency response. In contrast, the new BMC algorithm protects the woofer allowing total freedom of signal reproduction. In combination with FIRPHASE technology, the NX 9 series has a level of DSP audio performance never achieved in this range of speakers.

READY FOR HEAVY-DUTY APPLICATIONS

The speaker features True Outdoor Protection (TOP) PowerCON TRUE1 power input connectors. These ruggedized sealed connectors feature IP protection and UV resistance approved according to UL50E.

NX 945-A



Power that moves

PRECISION TRANSDUCERS

The Compression Driver with pure Titanium dome, enables a notably low crossover threshold. This feature enhances the impulse response, accelerates decay, and boosts efficiency, resulting in a clearer vocal range and reduced distortion from the cone transducer. RCF's neodymium magnets, known for their lightweight yet robust nature, set the standard for performance and dependability.



NX 932-A



SPECIFICATIONS

	NX 945-A	NX 932-A
Acoustical specifications		
Frequency Response (-10dB):	45 Hz ÷ 20 kHz	45 Hz ÷ 20 kHz
Max SPL @ 1m:	135 dB	132 dB
Horizontal coverage angle:	100°	100°
Vertical coverage angle:	70°	70°
Transducers		
Compression Driver:	4" Neo - Titanium Dome	3" Neo - Titanium Dome
Woofers:	15" neo, 3.5" v.c	12", 2.5" v.c
Input/Output section		
Input signal:	bal/unbal	bal/unbal
Input connectors:	Combo XLR/Jack	Combo XLR/Jack
Output connectors:	XLR	XLR
Input sensitivity:	-2 dBu/+4 dBu	-2 dBu/+4 dBu
Power section		
Total Power:	2100 W Peak	2100 W Peak
High frequencies:	700 W Peak	700 W Peak
Low frequencies:	1400 W Peak	1400 W Peak
Cooling	Convection	Convection
Connections:	Powercon TRUE1 TOP IN/OUT	Powercon TRUE1 TOP IN/OUT
RCF Technology		
	FiRPHASE	FiRPHASE
	Bass Motion Control	Bass Motion Control
Standard compliance		
Safety agency:	CE compliant	CE compliant
Physical specifications		
Cabinet/Case Material:	Plywood	Plywood
Hardware:	2 x M10 Top, 1 x M10 each side, 1 x M10 bottom, 1 x M10 rear 2 each side quick lock pin seat	2 x M10 Top, 1 x M10 each side, 1 x M10 bottom, 1 x M10 rear 2 each side quick lock pin seat
Handles:	1 x side	1 x side
Pole mount/Cap:	Yes	Yes
Grille:	Steel	Steel
Color:	Black, White	Black, White
Size		
Height:	705 mm / 27.76 inches	620 mm / 24.41 inches
Width:	420 mm / 16.54 inches	362 mm / 14.25 inches
Depth:	451 mm / 17.76 inches	405 mm / 15.94 inches
Weight:	27.3 kg / 60.19 lbs	22.9 kg / 50.49 lbs
Part Number		
100-120V, White	13000875	13000873
220-240V, White	13000876	13000874
100-120V, Black	13000769	13000767
220-240V, Black	13000768	13000766

FLOOR & SUSPENDED CONFIGURATIONS



Pole mount on subwoofer



Pole mount on floor stand



Stage Monitor



Horizontal wall/hanged mount



Hanged mount

ACCESSORIES

PM-KIT M20	13360067
Adjustable pole for subwoofer.	
AC PMX	13360232
Speaker pole mount with pushbutton system and hand crank to avoid uncontrolled reverse motion. Locking screw provides additional safety.	
AC PRO-FS	13360109
Steel speaker floor stand with folding base and telescopic rod. Tube diameter 35mm. Load capacity up to 50kg.	
AC PRO-PM	13360110
Steel speaker pole mount with telescopic rod, tube diameter 35mm. Height adjustment using a non-scratching locking screw and safety pin. Moveable plastic splints separate the speaker from the stand creating a vibration-free connection. Easy to use ring lock.	
H-BR 2X COMPACT C 45	13360493
Pair of horizontal brackets for NX 915-A speakers wall mounting.	
2X PLATE H-BR NX 910-912-915	13360506
This accessory is required when using the following horizontal wall mounting brackets with NX series speakers: H-BR 2X COMPACT C 45 with NX 945-A speakers.	
V-BR NX 45	13360398
Horizontal bracket for mounting a NX 945-A on the wall.	
V-BR TT 22 II	13360328
Horizontal bracket for mounting a NX 932-A on the wall.	
AC EB 4X	13360031
kit including 4 pcs M10 eye bolts.	
CVR NX 915	13360497
Padded Cover for NX 945-A.	
CVR NX 912	13360496
Padded Cover for NX 932-A.	
RP 001	13360515
2 x Rain Cover for input amplifier protection	



NX STAGE MONITORS

A key requirement for everyday use as a stage monitor, main audio system, infill, or other applications.

NX STAGE MONITORS

All the NX Stage Monitors are provided with coaxial transducers which define excellent linearity and high efficiency. The RCF Coaxial Transducers radiate a coherent single spherical wave front with perfect dispersion control.

COAXIAL NEODYMIUM TRANSDUCERS

The advanced coaxial neodymium transducers provide perfect definition, because all frequencies are emitted from the same point, without temporal differences and phase distortions.

ACTIVE COAXIAL STAGE MONITOR

- 1400 Watts Power Amplifier
- Up to 130 dB max SPL
- 60° x 60° constant directivity horn
- 1.7" kapton dome, neodymium high frequency driver
- DSP processing, Floor - Free Field equalization
- Combo XLR/Jack input, XLR signal output

TWO SPECIAL EQUALIZATION MODES

RCF has incorporated two special Equalization Modes: Floor, for stage monitoring; Free Field, for the use of the speakers as a stand-alone PA system.

CLASS D AMPLIFIER

The NX 12-SMA is equipped with a high-power 1400 W class-D amplifier that delivers outstanding audio quality and definition as well as an extremely lightweight.



Built to perform on every stage

MORE THAN A STAGE MONITOR

We have incorporated all the features our users requested in a stage monitor. All connections are accessible from the side of the speaker, ensuring a sleek and clean design that looks perfect on stage. The opposite side features a pole-mount socket, allowing the speaker to be mounted vertically on a pole.

TOUR-READY DESIGN

Cabinets are made from Baltic Birch plywood, finished with an extremely resistant paint for extensive use on the road. An ergonomic side handle, integrated with the input panel, is provided for easy transport.



NX 15-SMA

SPECIFICATIONS



	NX 15-SMA	NX 12-SMA	NX 10-SMA
Acoustical specifications			
Frequency Response:	50 Hz ÷ 20 kHz	50 Hz ÷ 20 kHz	60 Hz ÷ 20 kHz
Max SPL @ 1m:	130 dB	129 dB	127 dB
Horizontal coverage angle:	60°	60°	60°
Vertical coverage angle:	60°	60°	60°
Transducers			
Compression Driver:	Coaxial 1.0" neo, 1.75" v.c.	Coaxial 1.0" neo, 1.75" v.c.	Coaxial 1.0" neo, 1.75" v.c.
Woofers:	Coaxial 15" neo, 2.5" v.c.	12" neo, 2.5" v.c.	10" neo, 2.5" v.c.
Input/Output section			
Input signal:	bal/unbal	bal/unbal	bal/unbal
Input connectors:	XRL, Jack	XRL, Jack	XRL, Jack
Output connectors:	XLR	XLR	XLR
Input sensitivity:	+4 dBu	+4 dBu	+4 dBu
Processor section			
Crossover Frequencies:	1700 Hz	-	-
Protections:	RMS, HF	RMS, HF	RMS, HF
Limiter:	Soft Limiter	Soft Limiter	Soft Limiter
Controls:	Freefield, floor	Freefield, floor	Freefield, Floor
Power section			
Total Power:	1400 W Peak	1400 W Peak	800 W Peak
High frequencies:	400 W Peak	400 W Peak	200 W Peak
Low frequencies:	1000 W Peak	1000 W Peak	600 W Peak
Cooling:	Convection	Convection	Convection
Connections:	Powercon IN/OUT	Powercon IN/OUT	Powercon IN/OUT
Standard compliance			
Safety agency:	CE compliant	CE compliant	CE compliant
Physical specifications			
Cabinet/Case Material:	Baltic birch plywood	Baltic birch plywood	Baltic birch plywood
Handles:	1 on side	1 on side	1 on side
Pole mount/Cap:	Yes	Yes	Yes
Grille:	Steel	Steel	Steel
Color:	Black	Black	Black
Size			
Height:	362 mm / 14.25"	324 mm / 12.76"	324 mm / 12.76"
Width:	650 mm / 25.59"	550 mm / 21.65"	450 mm / 17.72"
Depth:	468 mm / 18.43"	417 mm / 16.42"	417 mm / 16.42"
Weight:	20.2 kg / 44.53 lbs	16.6 kg / 36.6 lbs	14.3 kg / 31.53 lbs
PART NUMBER			
220-240 V	13000260	13000235	13000233
100-120 V	13000261	13000236	13000234

FLOOR & SUSPENDED CONFIGURATIONS



Pole mount
on subwoofer



Pole mount
on floor stand

ACCESSORIES

PM-KIT M20 | 13360067

Adjustable pole for subwoofer.

AC PMA | 13360034

Speaker pole mount.

AC PMX | 13360232

Speaker pole mount with pushbutton system and hand crank to avoid uncontrolled reverse motion. Locking screw provides additional safety.

AC PRO-FS | 13360109

Steel speaker floor stand with folding base and telescopic rod. Tube diameter 35mm. Load capacity up to 50kg.

CVR NX15-SMA | 13360174

Protection cover. It features heavy-duty polyester outer fabric, foam rubber padding, and zip openings with Velcro fasteners.

AC PRO-PM | 13360110

Steel speaker pole mount with telescopic rod, tube diameter 35mm. Height adjustment using a non-scratching locking screw and safety pin. Moveable plastic splints separate the speaker from the stand creating a vibration-free connection. Easy to use ring lock.

CVR NX12-SMA | 13360168

Protection cover. It features heavy-duty polyester outer fabric, foam rubber padding, and zip openings with Velcro fasteners.

CVR NX10-SMA | 13360167

Protection cover. It features heavy-duty polyester outer fabric, foam rubber padding, and zip openings with Velcro fasteners.



EVOX J SYSTEMS

EVOX systems are designed for live sound. Extensive testing with instruments and voices during the design process, as well as power and reliability testing, make the EVOX systems the perfect workmates for solo musicians, bands and DJs.

POWERFUL CLASS D AMPLIFIERS

RCF's Class-D power amplifier technology packs huge performance operating with high efficiency into a lightweight solution. EVOX amplifiers deliver ultra-fast attack, realistic transient response and impressive audio performance. The amplifier features a solid mechanical aluminium structure which not only stabilises the amplifier during transportation but also helps the fan-less heat dissipation. The EVOX amplifiers present SMPS power supply section in order to produce maximum output and minimum transportation weight.

SUPERB BASS PERFORMANCE

The low frequency section, taking advantage of the floor placement and the accurate port design, offers a tight and full bass response everywhere in the room.

EVOX J8

The RCF J8 features a line source satellite module with eight 2" full-range drivers paired with a high-powered 12" woofer in a bass reflex enclosure. All powered by on-board 1400 W Class D amplification. The EVOX J Series maintains a similar footprint to the original EVOX systems, now in a portable composite enclosure. The system offers stunning sound performance with crystal-clear vocal reproduction and unparalleled musical response.

ACTIVE TWO-WAY ARRAY

- 128 dB Sound Pressure Level
- 1400 W Class D Amplifier
- 12" woofer, high power 2.5" voice coil
- 8 x 2" ultra compact fullrange 1.0" voice coil
- 220 Hz Crossover Frequency
- FiRPHASE zero degrees phase technology
- Innovative DSP Processing
- Pole mountable, easy set-up and transportation
- Available in full black or white



EVOX J8

Bring the party with you

EVOX JMIX8

The extremely powerful EVOX portable PA systems from RCF altered the landscape of portable PA. RCF takes it one step further with the new EVOX J Series, maintaining a similar footprint to the original EVOX systems, now in a composite enclosure. The EVOX JMIX8 also introduces an 8-input digital mixer to the system. A dedicated app for iOS and Android allows the JMIX8 to be managed from any smartphone. The system offers exemplary sound performance with crystal clear vocal reproduction and unparalleled musical response. This makes the RCF EVOX J Series the smart choice for live entertainment, DJs, parties, club music and corporate events.



EVOX JMIX8
onboard
digital mixer

EVOX APP

The RCF EVOX App ensures comprehensive control of J Series mixers: all the processing you need, on your smartphone, via Bluetooth. The app allows you to navigate between pages and fully control the mixer's parameters even while playing. It is available for iOS and Android operating systems.

All the features of J8 plus:

- 8-Channel Digital Mixer with multiple FX
- Hi-Z Input for Musical Instruments
- Z.CORE DSP EX Innovative processing
- Remote Control via RCF Evox App
- Bluetooth Audio
- Auxiliary Output



EVOX 12 SYSTEM

READY TO PLAY IN A FEW SIMPLE STEPS

EVOX system is designed to be easily transported and quickly set up. All the components – top column, sub, pole and cables – come in one package and fit in the optional transportation covers.

EVOX 12

EVOX 12 is the most powerful line-source in its class and offers a particularly profound and dynamic reproduction at high levels due to the built-in 1400W power amplifier. The top section has eight high performance neodymium 4" full-range transducers with a phase plug. As a result, the EVOX 12 has a significantly increased low-mid playback at a constant level with a wide dispersion for the highs. The 15" subwoofer delivers powerful bass sound to reinforce a big party or the kick drum of a live band. Despite high performance, the enclosure is very compact, and thanks to integrated wheels and extendable handle very easy to transport.

ACTIVE TWO-WAY ARRAY

- 130 dB Sound Pressure Level
- 1400 W Class D Amplifier
- 15" Woofer
- 8 x 4" neodymium full-range woofer
- 90° x 30° slightly tilted pattern control
- FiRPHASE zero degrees phase technology
- Innovative DSP Processing
- Pole mountable, easy set-up and transportation
- Available in full black or white



Elevate your event

SUPERIOR TRANSDUCERS

HIGH FREQUENCIES - The ultra-compact full-range 4" drivers are capable of handling extremely high SPL and power. The top column features 8 drivers.

LOW FREQUENCIES - The high excursion 15" RCF woofer extends to the lowest frequencies offering quick and precise punch. The bass-reflex port design avoids air turbulence reducing distortions. The EVOX 12 array design features constant horizontal directivity coverage of 90° x 30°, offering a perfect listening experience to the audience. The vertical array design is progressively shaped to guarantee a correct listening from the first row and to avoid a high frequency beaming typical of straight array.



EVOX 12



SPECIFICATIONS

		EVOX J8 - JMIX8
ACOUSTICAL SPECIFICATIONS		
Frequency Response:		40 Hz ÷ 20 kHz
Max SPL @ 1m:		128 dB
Horizontal coverage angle:		120°
Vertical coverage angle:		30°
Transducers		
Compression Driver:		8 x 2.0", 1.0" v.c.
Woofers:		12", 2.5" v.c.
Input/Output section		
Input signal:		bal/unbal
Input connectors:		XLR, Jack
Output connectors:		XLR
Input sensitivity:		-2 dBu/+4 dBu
Processor section		
Crossover Frequencies:		220 Hz
Protections:		Thermal, RMS
Limiter:		Soft Limiter
Controls:		Volume, Boost, Mic/Line
Power section		
Total Power:		1400 W Peak
High frequencies:		400 W Peak
Low frequencies:		1000 W Peak
Cooling:		Convection
Connections:		VDE
RCF Technology		FIRPHASE
Standard compliance		
CE marking:		Yes
Physical specifications		
Cabinet/Case Material:		PP Composite
Handles:		1 Top
Color:		Black, White
Size		(only EVOX J8)
Height:		2285 mm / 89.96"
Width:		400 mm / 15.75"
Depth:		460 mm / 18.11"
Weight:		20.2 kg / 44.53 lbs
PART NUMBER		
		(only EVOX J8)
220-240 V	Black	13000554
220-240 V	White	13000567
100-120 V	Black	13000555
100-120 V	White	13000568



		EVOX JMIX8
ELECTRONIC SPECIFICATIONS		
Frequency Response:		20 Hz ÷ 20 kHz
Processing		
A/D-D/A Conversion:		24 Bit @ 48.0 kHz
Dynamic Range:		108
Processing Channels:		8
Signal Processing:		32 Bit Floating Point
Inputs/Outputs section		
HI-Z Line Inputs:		1
HI-Z Line Inputs Impedance:		1 Mohm
Mono Line:		4
Mic:		4
Phantom Power +48V:		Yes
Stereo Line:		2
AUX Output:		1
AUX Send:		1
AUX OUT Level (DBU):		19 dBu
MAIN OUT Level (DBU):		19 dBu
Compressors		
RCF Compressors:		4 mono (6 preset)
EQ		
Description:		3 Band EQ: High and Low band shelving, Mid Band with sweepable frequency Graphic 7 Band EQ on Main Mix and AUX send
Input Channels EQ:		1 Semi Parametric / 2 Shelving
Other features		
AUX:		1 PRE/POST
FX POST:		1
Multifx Insert Effects:		1
Send Effects:		1
Main Out Processors:		1
USB audio: PLAY TRK		2
Footswitch:		Yes
Size (as EVOX J8)		
Weight:		22.2 kg / 48.94 lbs
PART NUMBER		
220-240 V	Black	13000556
220-240 V	White	13000569
100-120 V	Black	13000557
100-120 V	White	13000570



EVOX 12		
ACOUSTICAL SPECIFICATIONS		
Frequency Response:	40 Hz ÷ 20 kHz	
Max SPL @ 1m:	130 dB	
Horizontal coverage angle	90°	
Vertical coverage angle:	30°	
Transducers		
Compression Driver:	8 x 4.0", 1.0" v.c.	
Woofers:	15", 3.0" v.c.	
Input/Output section		
Input signal:	bal/unbal	
Input connectors:	XLR, Jack	
Output connectors:	XLR	
Input sensitivity:	-2 dBu/+4 dBu	
Processor section		
Crossover Frequencies:	180 Hz	
Protections:	Thermal, RMS	
Limiter:	Soft Limiter	
Controls:	Volume, EQ	
Power section		
Total Power:	1400 W Peak	
High frequencies:	400 W Peak	
Low frequencies:	1000 W Peak	
Cooling:	Convection	
Connections:	VDE	
RCF Technology	FIRPHASE	
Standard compliance		
CE marking:	Yes	
Physical specifications		
Cabinet/Case Material:	Baltic birch plywood	
Handles:	1 Top	
Color:	Black	
Size		
Height:	2200 mm / 86.61"	
Width:	410 mm / 16.14"	
Depth:	560 mm / 22.05"	
Weight:	36.4 kg / 80.25 lbs	
PART NUMBER		
220-240 V	Black	13000481
220-240 V	White	13000843
100-120 V	Black	13000482
100-120 V	White	13000758

ACCESSORIES

CVR EVOX 12	13360324
Protection cover for EVOX 12 Subwoofer + speaker.	
CVR EVOX J	13360407
Protection cover for EVOX J8 and EVOX JMIX8.	
CVR-WH EVOX J	13360406
Protection cover for EVOX J8 and EVOX JMIX8 with wheels diameter 4 cm.	
KRT-WH EVOX	13360306
Kart for EVOX J protection covers.	



SUB SERIES

RCF subwoofers are the first choice of many sound engineers, with very high SPL levels at very low frequencies, small dimensions compared to others in its category, self-powered design, long-term reliability, and impressive size/weight to SPL output ratio.

POWERFUL CLASS D AMPLIFIERS

RCF's Class-D power amplifier technology packs huge performance operating with high efficiency into a lightweight solution. RCF amplifiers deliver an ultra-fast attack, realistic transient response, and impressive audio performance. The amplifier features a solid machined aluminium structure which not only stabilises the amplifier during transportation but also helps the fan-less heat dissipation. All the amplifiers present SMPS power supply section to produce maximum output and minimum weight.

ACTIVE SUBWOOFERS

- Up to 137 dB Max SPL
- Up to 4400 W Power Amp
- Stereo Crossover
- Adjustable gain, X-over and delay (internal delay available on SUB 905-AS, SUB 8003-AS and SUB 8008-AS)
- Polarity switch
- Birch cabinet with M20 threaded pole mount

DIVE INTO THE DEPTHS OF YOUR MUSIC

Tight and deep bass at any volume. RCF's improvements in transducer design make them robust and more powerful, able to deliver perfect clarity even at full level. Bass Motion Control algorithms handle the lowest audible frequencies without affecting the woofer stability, with extended linearity and better sound integrity at any volume.

SUB 7 SERIES

Featuring a state-of-the-art transducer with a high-power ceramic magnetic circuit and a powerful Class-D amplifier, the SUB 7 Series delivers exceptional sound pressure levels of up to 133 dB with outstanding headroom. Available in three sizes, with 10-, 12- and 15-inch cones, the SUB 7 Series is the ideal complement to RCF portable active speakers.

LOW END DONE RIGHT

What sets the RCF SUB Series apart is its ultra-fast attack with accurate power handling and a well-implemented DSP for a perfect balance between power and precision. This makes it the ideal low-frequency complement for 8" to 15" portable loudspeakers, providing outstanding performance in any sound application.



SUB 905-AS MK3

SUB 708-AS MK3

The right punch

THE TRANSDUCERS INNOVATORS

RCF develops advanced transducer technology including the application of high-tech materials such as Neodymium, Carbon Fiber, Pure Titanium, Kevlar, Kapton and Mylar hybrids. With more than 70 years of design and manufacturing pro audio systems, RCF has been instrumental in technological inventions such as carbon fiber cone molding, double silicon spiders, inside/outside voice coil windings to edge wound voice coil manufacturing and pure titanium diaphragm forming. Our latest developments have resulted in designing advanced neodymium magnetic circuits, radically new voice coil ventilation systems and ground breaking direct drive voice coil assemblies.



SUB 708-AS MK3, 705-AS MK3, and 702-AS MK3

These subwoofers can be configured from the rear panel, and features a full set of commands:

- Volume Control
- Crossover Frequency 80Hz/110Hz
- Polarity

SUB 905-AS MK3, 8003-AS MK3, and 8008-AS

These subwoofers can be configured from the rear panel, and features a full set of commands:

- Push/Rotary Encoder
- Volume/Gain Control
- Preset Selection
- Polarity and Delay



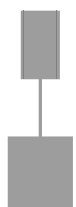
SUB 8008-AS

SPECIFICATIONS

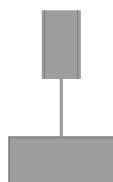


	SUB 8008-AS	SUB 8003-AS MK3	SUB 905-AS MK3
Acoustical specifications			
Frequency Response:	30 Hz ÷ 120 Hz	35 Hz ÷ 120 Hz	40 Hz ÷ 120 Hz
Max SPL @ 1m:	137 dB	135 dB	133 dB
Transducers			
Woofers:	2 x 18", 4.0" v.c.	18", 4.0" v.c.	15", 3.0" v.c.
Input/Output section			
Input signal:	bal/unbal	bal/unbal	-
Input connectors:	XLR, Jack	XLR	XRL Stereo
Output connectors:	XLR	XLR	XRL Stereo
Input sensitivity:	-2 dBu/+4 dBu	-2 dBu/+4 dBu	-2 dBu/+4 dBu
Processor section			
HI-Pass Frequencies:	-	-	-
LOW-Pass Frequencies:	-	-	-
Crossover Frequencies:	Selectable	Selectable	Selectable
Protections:	Thermal, Excurs., RMS	Thermal, RMS	Thermal, RMS
Limiter:	Soft Limiter	Soft Limiter	Soft Limiter
Controls:	Xover, Phase switch, Deep/Punch, Output Delay Setting	Gain, EQ, Phase, Xover, Delay, Cardioid	Gain, EQ, phase, xover, delay, cardioid
Power section			
Total Power:	4400 W Peak	2200 W Peak	2200 W Peak, 1100 W RMS
Low frequencies:	4400 W Peak	-	2200 W Peak, 1100 W RMS
Cooling:	Convection/Forced	Convection	Convection
Connections:	Powercon TRUE1 TOP IN/OUT	Powercon IN/OUT	Powercon IN/OUT
Standard compliance			
CE marking:	Yes	Yes	Yes
Physical specifications			
Cabinet/Case Material:	Plywood	Plywood	Plywood
Hardware:	2 x M20	-	-
Handles:	2 side	One handle each side	One handle each side
Pole mount/Cap:	-	-	Yes
Grille:	Steel	Steel with clothing	Steel with clothing
Color:	Black	Black	Black
Size			
Height:	550 mm / 21.65"	693 mm / 27.28 inches	590 mm / 23.23 inches
Width:	1180 mm / 46.46"	505 mm / 19.88 inches	420 mm / 16.54 inches
Depth:	700 mm / 27.56"	685 mm / 26.97 inches	590 mm / 23.23 inches
Weight:	80 kg / 176.37 lbs	37.6 kg / 82.89 lbs	26 kg / 57.32 lbs
PART NUMBER			
100-240 V - EU	-	13000844	13000846
100-240 V - US	-	13000845	13000847
220-240 V	13000752	-	-
100-120 V	13000753	-	-

FLOOR & SUSPENDED CONFIGURATIONS



Pole mount on subwoofer



Pole mount on subwoofer



Single configuration on a subwoofer



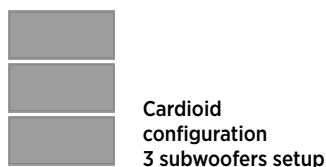
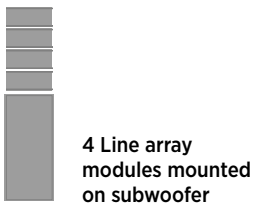
Coupled configuration on a subwoofer



ACCESSORIES

SUB 708-AS MK3	SUB 705-AS MK3	SUB 702-AS MK3
35 Hz ÷ 120 Hz	40 Hz ÷ 120 Hz	40 Hz ÷ 120 Hz
133 dB	131 dB	129 dB
18", 3.0" v.c.	15", 3.0" v.c.	12", 2.5" v.c.
bal/unbal	bal/unbal	bal/unbal
XLR	XLR	XLR
XLR	XLR	XLR
-2 dBu/+4 dBu	-2 dBu/+4 dBu	-2 dBu/+4 dBu
110 Hz	110 Hz	110 Hz
80 Hz	80 Hz	80 Hz
-	-	-
Thermal, RMS	Thermal, RMS	Thermal, RMS
Soft Limiter	Soft Limiter	Soft Limiter
Volume, EQ, Phase, Xover	Volume, EQ, Phase, Xover	Volume, EQ, Phase, Xover
1400 W Peak, 700 W RMS	1400 W Peak, 700 W RMS	1400 W Peak, 700 W RMS
1400 W Peak, 700 W RMS	1400 W Peak, 700 W RMS	1400 W Peak, 700 W RMS
Convection	Convection	Convection
VDE	VDE	VDE
Yes	Yes	Yes
Baltic birch plywood	Baltic birch plywood	Baltic birch plywood
-	-	-
One handle each side	One handle each side	One handle each side
Yes	Yes	Yes
Steel with clothing	Steel with clothing	Steel with clothing
Black	Black	Black
693 mm / 27.28 inches	598 mm / 23.54 inches	526 mm / 20.59 inches
505 mm / 19.88 inches	420 mm / 16.54 inches	360 mm / 14.17 inches
685 mm / 26.97 inches	590 mm / 23.23 inches	515 mm / 20.28 inches
38.8 kg / 85.54 lbs	30 kg / 66.14 lbs	21.5 kg / 47.4 lbs
-	-	-
-	-	-
13000809	13000812	13000818
13000810	13000817	13000819

AC PMX	13360232
Speaker pole mount with pushbutton system and hand crank to avoid uncontrolled reverse motion. Locking screw provides additional safety.	
PM-KIT M20	13360067
Adjustable pole for subwoofer.	
AC PRO-PM	13360110
Steel speaker pole mount with telescopic rod, tube diameter 35mm. Height adjustment using a non-scratching locking screw and safety pin. Moveable plastic splints separate the speaker from the stand creating a vibration-free connection. Easy to use ring lock.	
WH PRO 4X	13360238
Kit no 4 swivel castor, 100mm / 4" Ø wheel with roller bearings	
M20 PLATE	13360066
Threaded plate for M20 pole mount.	
CVR SUB 8008	13360518
Padded Cover for SUB 8008-AS	
CVR SUB 8003 II	13360378
Protection cover for SUB 8003-AS II. It features heavy-duty polyester outer fabric, foam rubber padding, and zip openings with Velcro fasteners.	
CVR 003	13360530
Padded Cover for SUB 708-AS MK3 - SUB 8003-AS.	
CVR 004	13360529
Padded Cover for SUB 705-AS MK3 - SUB 905-AS MK3.	



SUB AX SERIES

With a fully featured DSP and remote control, SUB AX centralizes speaker management and features professional digital tools for tuning and optimization. Our AX subwoofers inherit the powerful DSP inside our ART AX speakers to establish a new approach to sound system control and transform your system into a fully featured professional sound system.

REMARKABLE VERSATILITY

SUB AX is the ideal complement for 10", 12" or 15" woofer-size loudspeakers; it centralizes speaker management inside the subwoofer, providing dual crossovers, 8-band EQs, routing, delays, cardioid configurations, and recallable crossover presets.

TOUR-READY WORKHORSE

RCF cabinets are made of high-quality multi-ply hardwood coated with a black polyurea finish. Subs are stackable and lightweight, thanks to the ergonomic handles, for easy set-up and tear-down. Pole receptacles on top and side allow various configurations. The powder-coated front grille integrates a special transparent-to-sound foam backing on the inside to further protect transducers from dust.

- **CROSSOVER PRESETS**
Factory-Tuned Preset for RCF Speakers and 4 User-Editable Presets
- **LARGE TOUCH DISPLAY**
2.4-inch Color Touch Panel
Rotary Push Encoder
Swipe Gesture for Fast Navigation
- **ADVANCED DSP FOR YOUR SYSTEM**
Eight Recallable Snapshots
Fullrange Parametric 8 Band EQ
Up to 45 meters delay
- **PRECISION TUNING**
Top/Sub alignment (meters/feet/ms)
Cardioid Function and L/R Balance for 2.1 systems



SUB 18-AX

Advanced Subwoofers with Crossover Presets for RCF Speakers

UNLOCK YOUR SYSTEM'S TRUE POTENTIAL

With internal ready-to-use crossover presets for RCF speakers, your sound system is perfectly aligned and ready for the show in a few steps. Simply connect your satellite speakers to the SUB AX, select the crossover preset on the menu, and you are ready to play. The SUB AX Series subwoofers have TRS or XLR combo inputs, so you can connect them to a variety of sources.

COLOR TOUCH SCREEN

The SUB AX Series subwoofers have a large 2.4-inch color touch panel that enables full control of all DSP features. The panel also features a push encoder and swipe gesture for fast navigation. A flexible crossover section offers several presets for an optimal match with other RCF speakers; an advanced system section, with an 8-band equalizer and a delay up to 45 m, allow full system control, individually or paired with another subwoofer. Both 2.1 and 1.1 configurations are possible.



SUB 15-AX

RCF subwoofers are the first choice of many sound engineers, thanks to the very high SPL levels at very low frequencies, small dimensions compared to the competitors, self-powered design, internal delay control, cardioid configuration options and impressive size/weight to SPL output ratio. Your crowd will be able to live an engaging immersive experience.

A LIVE EXPERIENCE IN YOUR POCKET

With the RCF LiveRemote app, you can control up to 8 AX devices via Bluetooth® simultaneously from your smartphone or tablet. The app makes it easy to adjust internal routing, save and recall presets. You can also use the app to control your entire sound system, with advanced functions and a fully featured 8-band EQ. The app is available for Android and iOS phones and tablets.



ACTIVE BLUETOOTH® SUBWOOFERS

- 2200 Watt Class-D Amplifier
- Up to 135 dB MAX SPL
- Digital Crossover w/ Speaker Presets
- Bass Motion Control woofer excursion management
- Multi-ply hardwood polyurea coated
- LiveRemote App for remote control via Bluetooth
- Dual XLR/TRS combo Input + Link; Dual XLR Xover Out
- Powercon True1 Top Sealed AC Connector
- Available in full black or white



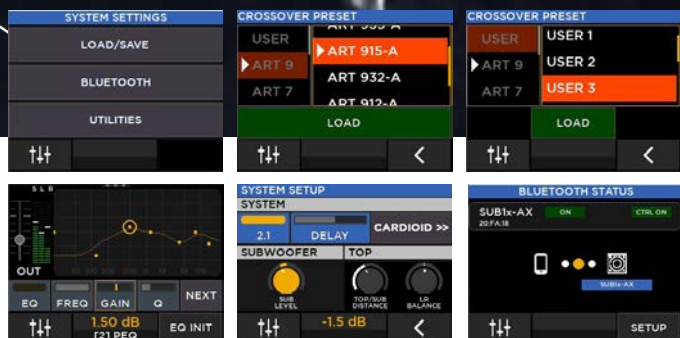
SUB AX Series subwoofers are built like a tank, with powerCON® TRUE1 TOP mains connectors, so you can be sure that they will stand up to the rigors of touring

Unlock Your System's True Potential



LIVEREMOTE CONTROL APP

Whether you're a musician, DJ, or pro sound engineer, RCF LiveRemote App extends its reach: the same app is available for both ART 9 AX and SUB AX families. On the subs, crossover preset selection, system EQ and delay adjustments and crossover individual settings are quickly accessible; furthermore, two subwoofer units can be paired for 2.2 operation. Available for Android and iOS phones and tablets.



SPECIFICATIONS



	SUB 18-AX	SUB 15-AX
Acoustical specifications		
Frequency Response:	35 Hz ÷ 120 Hz	35 Hz ÷ 120 Hz
Max SPL @ 1m:	135 dB	133 dB
Transducers		
Woofers:	18", 4.0" v.c.	15", 3.0" v.c.
Input/Output section		
Input signal:	bal/unbal	bal/unbal
Input connectors:	Combo XLR/Jack	Combo XLR/Jack
Output connectors:	XLR	XLR
Input sensitivity:	-2 dBu/+4 dBu	-2 dBu/+4 dBu
Processor section		
Crossover Frequencies:	Digital Crossover	Digital Crossover
Protections:	Thermal	Thermal
Limiter:	Soft Limiter	Soft Limiter
Controls:	Encoder for Volume control and data entry. Touch Screen for parameter management and monitor.	Encoder for Volume control and data entry. Touch Screen for parameter management and monitor.
Power section		
Total Power:	2200 W Peak	2200 W Peak
Low frequencies:	2200 W Peak	2200 W Peak
Cooling:	Convection	Convection
Connections:	Powercon TRUE1 TOP IN/OUT	Powercon TRUE1 TOP IN/OUT
RCF Technology		
BASS MOTION CONTROL	Yes	Yes
Standard compliance		
Safety agency:	CE Compliant	CE Compliant
Physical specifications		
Cabinet/Case Material:	Plywood	Plywood
Handles:	One handle per side	One handle per side
Pole mount/Cap:	Yes	Yes
Grille:	Steel with clothing	Steel with clothing
Color:	Black, White	Black, White
Size		
Height:	693 mm / 27.28 inches	590 mm / 23.23 inches
Width:	505 mm / 19.88 inches	420 mm / 16.54 inches
Depth:	685 mm / 26.97 inches	590 mm / 23.23 inches
Weight:	37.6 kg / 82.89 lbs	26 kg / 57.32 lbs
Part Number		
220-240 V Black	13000836	13000835
100-120 V Black	13000834	13000832
220-250 V White	13000880	13000878
100-120 V White	13000879	13000877

ACCESSORIES

PM-KIT M20 | 13360067

Adjustable pole for subwoofer.

AC PRO-PM | 13360110

Steel speaker pole mount with telescopic 35mm rod. Non-scratching ring lock and safety pin. Includes plastic clips for speaker cable.

WH PRO 4X | 13360238


Kit no 4 swivel castor, 100mm / 4" Ø wheel with roller bearings

CVR 003 | 13360530

Padded Cover for SUB 18-AX.

CVR 004 | 13360529

Padded Cover for SUB 15-AX.



SUB AX SERIES



www.rcf.it

HEADQUARTERS:

RCF S.p.A. Italy
tel. +39 0522 274 411
e-mail: info@rcf.it

RCF UK
Int. +44 (0) 1702 800846
e-mail: info@rcfaudio.co.uk

RCF France
tel. +33 9 86 02 73 52
e-mail: france@rcf.it

RCF Germany
tel. +49 (0) 2203 925370
e-mail: sales@rcf.de

RCF Spain
tel. +34 91 817 42 66
e-mail: info@rcfaudio.es

RCF Benelux
tel. +49 (0) 2203 9253724
e-mail: benelux@rcf.it

RCF USA Inc.
tel. +1 732-9026100
e-mail: info@rcf-usa.com